



MHRD

Government of India
Ministry of Human Resource Development
Department of School Education and Literacy

Bhasha Sangam

Celebrating the Linguistic Diversity of India

नमस्कार!

নমস্কার!

खुलुमबाय!

നമസ്കാരം!

নমস্কার!

नमोनमः!


नमस्ते!

ਸਤਿ ਸ੍ਰੀ ਅਕਾਲ!

నమరకార!

नमस्कार!

ನಮಸ್ಕಾರ!



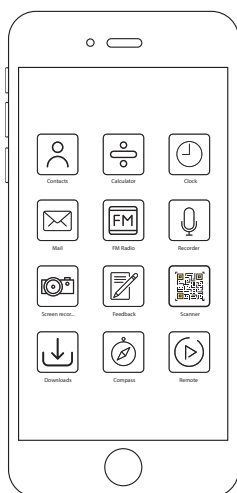
EK BHARAT SHRESTHA BHARAT



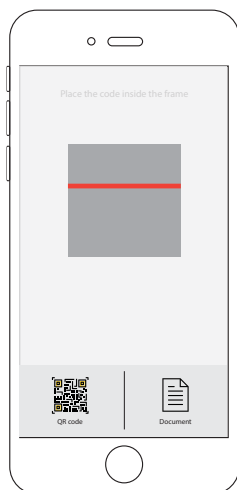
STEP-BY-STEP GUIDE FOR USERS TO ACCESS E-RESOURCES LINKED TO QR CODES

The coded box included in this book is called Quick Response (QR) Code. It will help you to access e-resources such as audios related to five sentences in 22 languages given in the book. The first QR code is to access the complete e-book. The subsequent QR codes will help to access the relevant e-resources linked to each language in alphabetical order. This will help you enhancing your learning in joyful manner.

Follow the steps given below and access the e-Resources through your mobile phone or tablet.



Install QR Code
Scanner app from
Play Store and
open



Get ready with QR
code scanning
window



Place scanner
above the
QR code




Select and click on
the link



Use available
e-Resource

For accessing the e-Resources on a computer or laptop follow the steps stated below:

1. Open the web browser like Firefox, Chrome etc. 
2. Go to the ePathshala website (<http://epathshala.gov.in>) and click on Ek Bharat Shrestha Bharat Menu
3. Select the language and access the audio



Schedule	-	ii
Guidelines	-	iii - v
Assamese	-	1
Bengali	-	2
Bodo	-	3
Dogri	-	4
Gujarati	-	5
Hindi	-	6
Kannada	-	7
Kashmiri	-	8
Konkani	-	9
Maithili	-	10
Malayalam	-	11
Manipuri	-	12
Marathi	-	13
Nepali	-	14
Odia	-	15
Punjabi	-	16
Sanskrit	-	17
Santhali	-	18
Sindhi	-	19
Tamil	-	20
Telugu	-	21
Urdu	-	22

Date/day wise schedule of the languages to be covered in a month 20th November to 21st December, 2018

Sl. No.	Date & Day	Language of the Day	Sl. No.	Date & Day	Language of the Day
1.	20.11.2018 (Tuesday)	Assamese	12.	07.12.2018 (Friday)	Manipuri
2.	22.11.2018 (Thursday)	Bengali	13.	10.12.2018 (Monday)	Marathi
3.	26.11.2018 (Monday)	Bodo	14.	11.12.2018 (Tuesday)	Nepali
4.	27.11.2018 (Tuesday)	Dogri	15.	12.12.2018 (Wednesday)	Odia
5.	28.11.2018 (Wednesday)	Gujarati	16.	13.12.2018 (Thursday)	Punjabi
6.	29.11.2018 (Thursday)	Hindi	17.	14.12.2018 (Friday)	Sanskrit
7.	30.11.2018 (Friday)	Kannada	18.	17.12.2018 (Monday)	Santhali
8.	03.12.2018 (Monday)	Kashmiri	19.	18.12.2018 (Tuesday)	Sindhi
9.	04.12.2018 (Tuesday)	Konkani	20.	19.12.2018 (Wednesday)	Tamil
10.	05.12.2018 (Wednesday)	Maithili	21.	20.12.2018 (Thursday)	Telugu
11.	06.12.2018 (Thursday)	Malayalam	22.	21.12.2018 (Friday)	Urdu

Ek Bharat Shrestha Bharat – Bhasha Sangam: Guidelines

The programme “**Ek Bharat Shrestha Bharat**” has been initiated to celebrate the spirit of national integration. **Bhasha Sangam** marks the unique symphony of languages of our country and is an expression of our shared dreams, hopes and aspirations for one India.

India’s richness is marked by her cultural, ethnic and linguistic diversity. In order to celebrate these unique features of our country, the **Bhasha Sangam** initiative under the *Ek Bharat Shrestha Bharat* ushers in a programme for schools and educational institutions to provide multilingual exposure to students in Indian languages listed in Schedule VIII of the Constitution of India. This initiative is just the beginning of a journey meant to create interest in these languages and a curiosity to learn more. It will be followed by other activities subsequently.

Objectives of Bhasha Sangam:

- i) To introduce school students to all the 22 Indian Languages of Schedule VIII of the Constitution of India.
- ii) To enhance linguistic tolerance and respect, and promote national integration.

Features of Bhasha Sangam:

1. This will be run by the State/UT Department of School Education.
2. A short dialogue consisting of five simple, commonly used sentences has been designed in 22 languages for use by students of all classes. These sentences are at pages 1 to 22 of this booklet and have been arranged in alphabetical order of the language. It may be noted that the translations in Roman and Devanagari scripts have been simplified for use by children.
3. Sentences from each language are to be shared with students everyday for 22 working days. Everyday only one language will be shared. A schedule in this regard giving the language of the day is placed at page ii of this booklet.
4. In case any school misses a language on any day, then it should continue with the schedule as at page ii and cover the missing language at the end.
5. A digital book with audio recordings of the dialogues is available on the websites <http://epathshala.gov.in/> and MHRD website <http://mhrd.gov.in/bhashasangam> so that students can hear the correct pronunciations.

Features of Bhasha Sangam (contd.):

6. The suggested activities should be carried out in a joyful and interesting manner. Students have enjoyed the activities and participated with great enthusiasm wherever this initiative has been piloted. This initiative is not mandatory and there should be no formal testing of any kind.
7. Heads of schools may upload photographs and videos of daily activities under **Bhasha Sangam**. The State/UT Department of School Education and the DEOs and BEOs may also upload/submit photos and videos of the activities at the State/UT level, and the district and the block level respectively. **The Department of School Education and Literacy, MHRD, Govt. of India will recognise and award the best schools, the best blocks, the best districts and the best States/UTs on the basis of the uploaded/submitted photographs and videos.**

Suggested Activities:

1. The 5 sentences pertaining to the language of the day should be read out e.g. Assamese on day 1, Bengali on day 2 etc., in the morning assembly, and students asked to repeat them.

In case there is any student from that State, e.g. Assam on day 1, West Bengal on day 2 etc. or who speaks the language studying in the school, then he/she or even all of them should preferably read out the sentences in the morning assembly.

Similarly, any teacher, parent, government servant or any other person from that State or who speaks the language, may be invited to read out the sentences.

2. Senior students may be encouraged to create posters on these sentences, these can be put up all over the school.
3. Teachers may address the students and converse with them in the language of the day, and encourage students to do the same.
4. Students may be encouraged to share these sentences with their families at home.
5. The schools may carry out other activities related to this initiative.

Suggestions for Educational Administrators

1. State level organizations particularly the SCERTs/SIEs, School Boards, BIETs, DIETs, CTEs and IASEs may also organise appropriate activities at the State, District and Local levels to promote **Bhasha Sangam**. The officials may also converse in the language of the day.
2. All the CRCs, BRCs, BEOs and District Education Officers may lead the team of officers of their departments and visit schools to participate, encourage and appreciate the celebrations on linguistic diversity. As noted above, these officials may also be encouraged to speak in the sentences under this initiative.
3. All school head masters/principals may upload videos of the daily activities on **Bhasha Sangam YouTube Channel** as per the procedure below:
 - i) To upload videos first browse to YouTube: **<https://www.youtube.com/>**
 - ii) Sign in to YouTube Channel with email ID: **rangotsav@ncert.nic.in** Password: **Ciet@321#**
 - iii) Now see the top page, click on the icon **Create a video or post**
 - iv) Click on the first icon **upload video**
 - v) Click on the icon **select files to upload**
 - vi) **Select** Files (video) from your computer/mobile handset
 - vii) Click on the **Open** button to upload
 - viii) Write **basic information (title, description, tags)** about the video
 - ix) Go to the icon **advanced setting** select **Creative Commons license**
 - x) Click on the **Publish** button to finally upload the video
 - xi) Now sign-out from the YouTube channel
 - xii) To see the videos on **Bhasha Sangam**, no need to sign in.
4. All State and UT Departments of School Education, the DEO and the BEO may also upload photos and videos of activities at the State/UT level, the district and the block level respectively in the same procedure as 3 above, or they may submit these directly to the Department of School Education and Literacy, MHRD, Govt. of India

English

Assamese

Assamese in
Roman

Assamese in
Devanagari

Hello!

নমস্কাৰ !

Namaskar !

नमस्कार !

What is your name ?

আপোনাৰ নাম কি ?

Aaponaar naam ki ?

आपोनार नाम कि ?

My name is Lakshmi.

মোৰ নাম লক্ষ্মী।

Mor naam Lakshmi.

मोर नाम लक्ष्मी।

How are you?

আপুনি কেনে আছে ?

Aapuni kene aase ?

आपुनि कैने आसे ?

I am fine.

মই ভালৈ আছোঁ।

Moi bhaale aasu.

मोड़ भाले आसु ।



English

Bengali

Bengali in Roman

Bengali in
Devanagari

Hello!

নমস্কার !

Nomoshkar !

नमोषकार !

What is your name ?

আপনার নাম কি ?

Aapnaar naam ki?

आपनार नाम कि ?

My name is Lakshmi.

আমার নাম লক্ষ্মী।

Aamaar naam Lakshmi.

आमार नाम लक्ष्मी।

How are you?

আপনি কেমন আছেন?

Aapni kemon aachhen?

आपनी कैमोन आछेन?

I am fine.

আমি ভালো আছি।

Aami bhaalo aachhee.

आमि भालो आछि।



English

Bodo

Bodo in Roman

Bodo in Devanagari

Hello!

खुलुमबाय !

Khulumbai !

खुलुमबाय !

What is your name ?

नोंथांनि मुडा मा ?

Nwngthangni Munga Ma ?

नोंथांनि मुडा मा ?

My name is Lakshmi.

आंनि मुडा लक्ष्मी ।

Aangni munga Lakshmi.

आंनि मुडा लक्ष्मी ।

How are you?

नोंथाडा माबोरै दं ?

Nwngthanga Mabwrwi Dong?

नोंथाडा माबोरै दं ?

I am fine.

आं मोजाडैनो दं ।

Aang Mwjangwinw Dong.

आं मोजाडैनो दं ।



English

Dogri

Dogri in Roman

Dogri in
Devanagari

Hello!

नमस्ते !

Namaste!

नमस्ते !

What is your name ?

तुंदा नां केह ऐ ?

Tunda naa keh ae?

तुंदा नां केह ऐ ?

My name is Lakshmi.

मेरा नां लक्ष्मी ऐ।

Mera naa Lakshmi ae.

मेरा नां लक्ष्मी ऐ।

How are you?

तुंदा केह हाल ऐ ?

Tunda keh haal ae?

तुंदा केह हाल ऐ ?

I am fine.

आऊँ ठीक आं।

Aaun theek aan.

आऊँ ठीक आं।



English

Gujarati

Gujarati in Roman

Gujarati in
Devanagari

Hello!

નમસ્કાર!

Namaskar!

नमस्कार !

What is your name ?

તમારું નામ શું છે ?

Tamaaru naam shu chhe ?

तमारु नाम शुं છે?

My name is Lakshmi.

મારુ નામ લક્ષ્મી છે

Maaru naam Lakshmi chhe.

मारु नाम लक्ष्मी છે।

How are you?

તમે કેમ છો ?

Tame kem chho?

तमे केम છો ?

I am fine.

હું મજામા છુ

Hu majaamaa chhu.

हुँ मजामा છું।



English

Hindi

Hindi in Roman

Hindi in
Devanagari

Hello!

नमस्कार !

Namaskar !

नमस्कार !

What is your name ?

आपका नाम क्या है ?

Aapka naam kya hai?

आपका नाम क्या है ?

My name is Lakshmi.

मेरा नाम लक्ष्मी है।

Mera naam Lakshmi hai.

मेरा नाम लक्ष्मी है।

How are you?

आप कैसे हैं ?

Aap kaise hain?

आप कैसे हैं ?

I am fine.

मैं ठीक हूँ।

Main theek hoon.

मैं ठीक हूँ।



English

Kannada

Kannada in
Roman

Kannada in
Devanagari

Hello!

ನಮಸ್ಕಾರ !

Namaskara!

नमस्कारा !

What is your name ?

ನಿಮ್ಮ ಹೆಸರು ಏನು?

Nimma hesaru enu?

निम्म हेसरु एनु ?

My name is Lakshmi.

ನನ್ನ ಹೆಸರು ಲಕ್ಷ್ಮಿ.

Nanna hesaru Lakshmi.

नन्न हेसरु लक्ष्मी।

How are you?

ನೀವು ಹೇಗಿದ್ದೀರಿ ?

Neevu hegiddiri?

नीवु हेगिदीरि ?

I am fine.

ನಾನು ಚೆನ್ನಾಗಿದ್ದೇನೆ.

Naanu chennagiddene.

नानु चेन्नागिद्देने।



English

Kashmiri

Kashmiri in
Roman

Kashmiri in
Devanagari

Hello!

آسلامالیکم

Asalamu Alikum !

असलामु अलैकुम !

What is your name ?

تُہند ناو کٔاہ حض چُہ

Tuhund naw kyah haz chu ?

तुहुंद नाव क्या हज़ छु ?

My name is Lakshmi.

میون ناو چُہ لکشمی

Ma chho naw Lakshmi.

मे छ नाव लक्ष्मी।

How are you?

تُہی چُہو حَض وارِ پائُہ ؟

Tohe chhov haz vare peath?

तुहि छू हज़ वर पअठ ?

I am fine.

اھن حَض وارِے

Ahan haz waaray.

आंन हज़ वारय।



English

Konkani

Konkani in Roman

Konkani in
Devanagari

Hello!

नमस्कार !

Namaskar!

नमस्कार !

What is your name ?

तूजे नाव किदे ?

Tuje naav kide?

तूजे नाव किदे ?

My name is Lakshmi.

म्हजे नाव लक्ष्मी।

Mhaje naav Lakshmi.

म्हजे नाव लक्ष्मी।

How are you?

तू कसो आसा ?

Tu kaso aasaa?

तू कसो आसा ?

I am fine.

हाव बरो आसा।

Haav baro aasaa.

हाव बरो आसा।



English

Maithili

Maithili in Roman

Maithili in Devanagari

Hello!

नमस्कार !

Namaskar !

नमस्कार !

What is your name ?

अहाँकेँ नाम की अछि ?

Ahaanken naam ki achhi ?

अहाँकेँ नाम की अछि ?

My name is Lakshmi.

हमर नाम लक्ष्मी अछि।

Hamar naam Lakshmi achhi.

हमर नाम लक्ष्मी अछि।

How are you?

अहाँकेँ की हाल अछि ?

Ahaanken ki haal achhi ?

अहाँकेँ की हाल अछि ?

I am fine.

हम नीक छी।

Ham neek chhi.

हम नीक छी।



English

Malayalam

Malayalam in
Roman

Malayalam in
Devanagari

Hello!

നമസ്കാരം !

Namaskaram !

नमस्कारम् !

What is your name ?

നിങ്ങളുടെ പേര്
എന്താണ് ?

Ningalude peru endanu?

निंगालुडे पेर एन्दाण ?

My name is Lakshmi.

എന്റെ പേര് ലക്ഷ്മി
എന്നാണ്

Ende peru Lakshmi ennaan.

एंडे पेर लक्ष्मी एन्नाण।

How are you?

സുഖമാണോ ?

Sughamano ?

सुघमाणो ?

I am fine.

എനിക്ക് സുഖമാണ്

Eniku Sughamanu.

एनिक सुघमाण।



English

Manipuri

Manipuri in Roman

Manipuri in
Devanagari

Hello!

হলো !

Hallo !

हलो !

What is your name ?

আদমগি মিং কৰী কত-ই ?

Adomgi ming kari kau-e?

अदोंगी मिंग करी कउ-इ ?

My name is Lakshmi.

আইগী মিং লক্ষ্মী কত-ই।

Eigee ming Lakshmi kau-e

अइगी मिंग लक्ष्मी कउ-इ।

How are you?

আদম নুঙাইৰিবাৰা ?

Adom Nungaairibaraa?

अदोम नुङाइरिबरा ?

I am fine.

আই নুঙাইৰি।

Ei Nungaairi.

अइ नुङाइरि ।



English

Marathi

Marathi in Roman

Marathi in
Devanagari

Hello!

नमस्कार !

Namaskar !

नमस्कार !

What is your name ?

तुमचे नाव काय आहे ?

Tumche naav kaay aahe ?

तुमचे नाव काय आहे ?

My name is Lakshmi.

माझे नाव लक्ष्मी आहे.

Maazhe naav Lakshmi aahe.

माझे नाव लक्ष्मी आहे.

How are you?

तुम्ही कसे आहात ?

Tumhi kase aahaat ?

तुम्ही कसे आहात ?

I am fine.

मी छान आहे.

Mee chhaan aahe.

मी छान आहे.



English

Nepali

Nepali in Roman

Nepali in
Devanagari

Hello!

नमस्कार!

Namaskar!

नमस्कार!

What is your name ?

तपाईंको नाम के हो ?

Tapaaiko naam ke ho?

तपाईंको नाम के हो ?

My name is Lakshmi.

मेरो नाम लक्ष्मी हो।

Mero naam Lakshmi ho.

मेरो नाम लक्ष्मी हो।

How are you?

तपाईं कस्तो हुनुहुन्छ ?

Tapaa kasto hunuhun cha ?

तपाईं कस्तो हुनुहुन्छ ?

I am fine.

म संचयै छु।

M sanchay chhu.

म संचयै छु।



English

Odia

Odia in Roman

Odia in
Devanagari

Hello!

ନମସ୍କାର!

Namaskar !

नमस्कार !

What is your name ?

ଆପଣଙ୍କ ନାମ କ'ଣ ?

Aapananka naama kana?

आपणंक नाम कअण ?

My name is Lakshmi.

ମୋର ନାମ ଲକ୍ଷ୍ମୀ ।

Mora naama Lakshmi.

मोर नाम लक्ष्मी ।

How are you?

ଆପଣ କେମିତି ଅଛନ୍ତି ?

Aapana kemiti achhanti?

आपण केमिति अछन्ति ?

I am fine.

ମୁଁ ଭଲ ଅଛି ।

Mun Bhala Achhi.

मूँ भल अछि ।



English

Punjabi

Punjabi in Roman

Punjabi in Devanagari

Hello!

ਸਤਿ ਸ੍ਰੀ ਅਕਾਲ !

Sat Sri Akaal !

सत श्री अकाल !

What is your name ?

ਤੁਹਾਡਾ ਨਾਂ ਕੀ ਹੈ ?

Tuhaada naa ki hai ?

तुहाडा नां की है ?

My name is Lakshmi.

ਮੇਰਾ ਨਾਂ ਲਕਸ਼ਮੀ ਹੈ।

Mera naa Lakshmi hai.

मेरा नां लक्ष्मी है ।

How are you?

ਤੁਹਾਡਾ ਕੀ ਹਾਲ ਹੈ ?

Tuhahada kee haal hai ?

तुहाडा की हाल है ?

I am fine.

ਮੈਂ ਵਧਿਆ ਹਾਂ।

Mai wadiya haan.

मैं वदिया हं ।



English

Sanskrit

Sanskrit in Roman

Sanskrit in
Devanagari

Hello!

नमोनमः !

Namonamah !

नमोनमः !

What is your name ?

भवतः/भवत्याः नाम किम् ?

Bhavatah/bhavatyaah
naama kim?

भवतः/भवत्याः नाम किम् ?

My name is Lakshmi.

मम नाम लक्ष्मी अस्ति ।

Mama naama Lakshmi asti.

मम नाम लक्ष्मी अस्ति ।

How are you?

भवान्/भवती कथम् अस्ति ?

Bhavaan/bhavatee
katham asti ?

भवान्/भवती कथम् अस्ति ?

I am fine.

अहम् कुशली/कुशलिनी
अस्मि ।

Aham kushli/kushalinee asmi.

अहम् कुशली/कुशलिनी
अस्मि ।



English

Santhali

Santhali in Roman

Santhali in Devanagari

Hello!

ଝଞଞଞଞ

Johar !

जोहार !

What is your name ?

ଅବିନାଶ ଚେଡ଼
ନୁତୁମ ?

Abinah ched nutum?

अबिनाक् चेत् जुतुम/नुतुम ?

My name is Lakshmi.

ଅଲିନାଶ ନୁତୁମ ଦୋ
ଲକ୍ଷ୍ମୀ ।

Alinah nutum do Lakshmi.

अलिनाग् जुतुम/नुतुम दो लक्ष्मी ।

How are you?

ଚେଡ଼ ଲେକା ମେନାଶ
ବିନା ?

Ched leka menah bina?

चेत् लेका मेनाक् बिना ?

I am fine.

ନାପାୟ ଗେ
ମେନାଶ ଲିଜା ।

Napay ge menah lina.

नापाय गे मेनाक् लिजा ।



English

Sindhi

Sindhi in Roman

Sindhi in
Devanagari

Hello!

आजियां !

Aajiyaan!

आजियां !

What is your name ?

तव्हांजो नालो छा आहे ?

Twhaanjo naalo chhaa aahe?

तव्हांजो नालो छा आहे ?

My name is Lakshmi.

मुहिनजो नालो लक्ष्मी आहे ।

Muhinjo naalo Lakshmi aahe.

मुहिनजो नालो लक्ष्मी आहे ।

How are you?

तव्हां कीअं आहियो ?

Twhaan kean aahhiyo?

तव्हां कीअं आहियो ?

I am fine.

मां ठीक आहियां ।

Ma theek aahiyaan.

मां ठीक आहियां ।



English

Tamil

Tamil in Roman

Tamil in
Devanagari

Hello!

வணக்கம் !

Vanakkam !

वणक्कम्!

What is your name ?

உங்கள் பெயர் என்ன?

Ungal peyar enna?

उंगल पेर एन्न?

My name is Lakshmi.

என் பெயர் இலட்சுமி.

Yen peyar Lakshmi.

एन पेर लक्ष्मी।

How are you?

நீங்கள் எப்படி
இருக்கிறீர்கள் ?

Neengal eppadi
irukkireergal?

नींगल एप्पडी
इरुक्किरीर्गल ?

I am fine.

நான் நன்றாக
இருக்கிறேன்.

Naan nandraaga
irukkiren.

नान नंद्राग इरुक्किरेन।



English

Telugu

Telugu in Roman

Telugu in
Devanagari

Hello!

నమస్కారం !

Namaskaram !

नमस्कारम्!

What is your name ?

మీ పేరు ఏమిటి ?

Mee peru emiti?

मी पेरु एमिटि ?

My name is Lakshmi.

నా పేరు లక్ష్మి .

Naa Peru Lakshmi.

ना पेरु लक्ष्मी।

How are you?

మీరు ఎలా ఉన్నారు ?

Meeru ela unnaru ?

मीरु एला उन्नारु ?

I am fine.

నేను బాగున్నాను .

Nenu bagunnanu.

नेनु बागुन्नानु।



English

Urdu

Urdu in Roman

Urdu in Devanagari

Hello!

آداب !

Aadaab !

आदाब !

What is your name ?

آپ کا نام کیا ہے؟

Aapka naam kya hai?

आपका नाम क्या है ?

My name is Lakshmi.

میرا نام لکشمی ہے

Mera naam Lakshmi hai.

मेरा नाम लक्ष्मी है।

How are you?

آپ کیسی ہیں؟

Aap kaisi hain?

आप कैसी हैं ?

I am fine.

میں خیریت سے ہوں۔

Main khairiyat se hoon.

मैं खैरियत से हूँ ।





epathshala.gov.in
epathshala.nic.in

The digital India campaign has promoted extensive use of ICTs in the teaching learning process. **ePathshala - a single window to access ebooks in multiple languages**, is a joint initiative of the Ministry of Human Resource Development (MHRD), Govt. of India and the National Council of Educational Research and Training (NCERT). It has been developed for showcasing and disseminating all educational e-resources including e-textbooks, audios, videos, periodicals and a variety of other materials. The app can be downloaded from respective stores (Android, iOS, Windows).



DOWNLOAD the app TODAY





MHRD

Government of India
Ministry of Human Resource Development
Department of School Education and Literacy



National Council of Educational Research and Training
Sri Aurobindo Marg, New Delhi - 110016
Tel. :- 91-11-26519154 | Fax :- 91-11-26519159
E-mail:- director.ncert@nic.in